



**Reading for Fun  
and Understanding**

**3**

**National PASS Center**

**2013**



National PASS Center  
Geneseo Migrant Center  
3 Mt. Morris-Leicester Road  
Leicester, NY 14418  
(585) 658-7960  
(585) 658-7969 (fax)  
[www.migrant.net/pass](http://www.migrant.net/pass)

**Authors:** Kate Warner  
Linda Shanks  
Sally Fox  
Valerie Putney

**Editor:** Sally Fox

**Proofer:** Donna Katter

**Formatting:** Eva McKendry  
Kate Warner

**Graphics:** Eva McKendry  
Kate Warner  
Linda Shanks  
Sally Fox  
Valerie Putney

**Readability:** Flesch – Kincaid Grade Level 4.7  
Flesch Reading Ease 78.0

Developed by the National PASS Center with funding from the Strategies, Opportunities, and Services to Out-of-School-Youth (SOSOSY) Migrant Education Program Consortium Incentive under the leadership of the Kansas Migrant Education Program.

## 1

## The News and You

**Words to know:**

- ✓ media
- ✓ editor
- ✓ journalism
- ✓ fact versus opinion
- ✓ bias
- ✓ verify
- ✓ classifieds

**H**ow do you find out about what is happening in your area? In your state? In the world? What kind of information interests you? Sports? Current events? Job offerings? Sales? Weather? Comics? News comes to you in many different ways. News reaches large numbers of people through television, newspapers, radio, and the Internet. These are called the **media**, or mass media. The media business is called journalism. It includes reporting, writing, editing, photographing, or broadcasting the news. The person in charge of this kind of work is an **editor**.





**Which news source is better?**

For a long time, the daily newspaper was the best way to get news. But that has changed. Now there are many ways to find out what is happening. Your choice depends on what you want to know.

**Leading News Sources**

- ✓ Internet
- ✓ social media (Facebook, Twitter, blogs)
- ✓ mobile devices (cell phone, tablet)
- ✓ television
- ✓ radio
- ✓ newspapers (daily/weekly; local/regional/national)
- ✓ magazines

**Top Sources for Local Topics**

<b>Top Sources for Local Topics</b>	
<p><b>Newspapers</b></p> 	<ul style="list-style-type: none"> <li>• Top source for news on community events, crime, taxes, local government, arts and culture, social services, zoning, and development</li> <li>• Ties with Internet as top source for news on housing, schools, and jobs</li> <li>• Ties with TV as top source for local political news</li> </ul>
<p><b>Television</b></p> 	<ul style="list-style-type: none"> <li>• Top source for weather and breaking news</li> <li>• Ties with radio as top source for traffic news</li> <li>• Ties with newspaper as top source for local political news</li> </ul>
<p><b>Internet</b></p> 	<ul style="list-style-type: none"> <li>• Top source for information about restaurants and other local businesses</li> <li>• Ties with newspaper as top source for news about housing, schools, and jobs</li> </ul>
<p><b>Radio</b></p> 	<ul style="list-style-type: none"> <li>• Ties with TV as top source for traffic news</li> </ul>
<p>Source: Pew Research Center's Project for Excellence in Journalism and Internet &amp; American Life Project in partnership with the Knight Foundation, January 12-25, 2011, Local Information Survey. N=2,251 adults age 18 or older. Conducted in English and Spanish and included 750 cell phone interviews.</p>	

**What do you notice?**

Identify three interesting things you learned from this information.

1. \_\_\_\_\_  
\_\_\_\_\_
2. \_\_\_\_\_  
\_\_\_\_\_
3. \_\_\_\_\_  
\_\_\_\_\_

## Fact or Opinion?

What is important is whether the news you get is true. Not everything you read or hear is true. Sometimes information is **biased**. It favors one or the other side in an argument, situation, sport, etc. Good journalism is neutral or **unbiased**. It deals in **facts** – things that are true. Still, there is also room for **opinions** to be expressed. An opinion is what a person thinks, or how he or she feels about something.

Examine the following statements. Identify them as fact or opinion by checking one box . If you are unsure, place a question mark (?) between the two choices.

	<b>FACT</b>	<b>OPINION</b>
1. Pelé is the greatest soccer player of all time.	<input type="checkbox"/>	<input type="checkbox"/>
2. There are fifty states in the United States.	<input type="checkbox"/>	<input type="checkbox"/>
3. Spanish is easier to learn than English.	<input type="checkbox"/>	<input type="checkbox"/>
4. George Washington was the first president of the United States.	<input type="checkbox"/>	<input type="checkbox"/>
5. Topeka is the state capitol of Kansas.	<input type="checkbox"/>	<input type="checkbox"/>
6. Chevy trucks are better than Ford trucks.	<input type="checkbox"/>	<input type="checkbox"/>
7. Education is the key to success.	<input type="checkbox"/>	<input type="checkbox"/>
8. A healthy diet includes fruits and vegetables.	<input type="checkbox"/>	<input type="checkbox"/>
9. Products made in the U.S. are better quality.	<input type="checkbox"/>	<input type="checkbox"/>
10. Global warming is caused by too many cars.	<input type="checkbox"/>	<input type="checkbox"/>

### Was that hard?

Was there a statement or two where you had trouble choosing? Select one statement and explain on the next page why it was hard to decide.

I had trouble deciding about \_\_\_\_\_

because \_\_\_\_\_

\_\_\_\_\_

\_\_\_\_\_

### Is it true?

When you are not sure if something is true or not, try to **verify** the information. This means to check to see if it is true. Do not believe everything you hear or read. It may be biased, an opinion, or totally false. Learning to tell the difference is important in becoming an informed person.

## News Articles and Reports

Newspaper articles or radio and television reports tell about what is happening around town, in the state, the country, or the world. News articles or reports just tell the facts. They do not give an opinion.

### Where do you get your news?

Consider what news topics are important to you. How do you get this information? Fill in this chart with the different kinds of news you look for. Tell where you get each kind of news – the **source**. Then decide whether that source is **reliable**. Can it be trusted? Can you **rely** on it to tell the truth? Does that source give you facts or opinions? Is it biased? Mark any boxes that relate to each kind of news. Place a Y for yes, N for no, or question mark (?) if you are not sure. The first two are filled in as an example, but you can change them if you want.

Some topics you may want to add to the chart are:

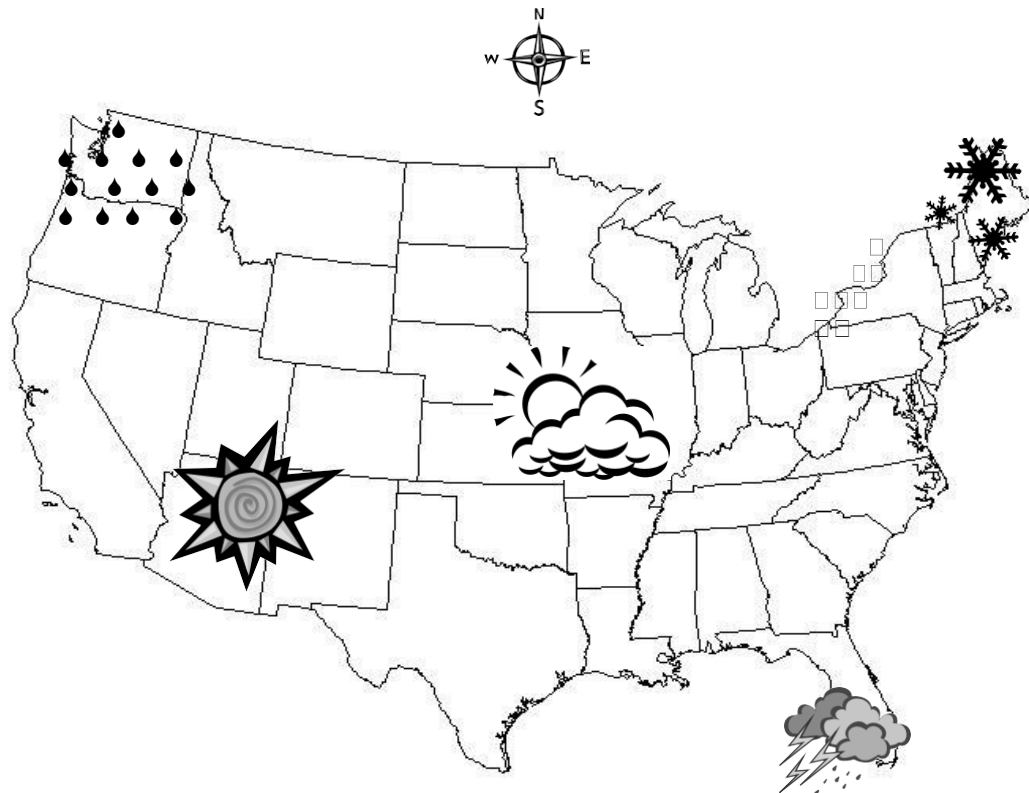
- job openings
- current events
- government
- new businesses
- crime
- entertainment

Topic	Source	Reliable	Fact	Opinion	Biased
Family	wife	Y	Y	Y	Y
Weather	radio (?)	?	Y	N	N
Sports					
Food prices					


### How about the weather?

Most media give a weather forecast. This tells you what to expect that day and in the next few days. It may be a local forecast, and also tell what is happening around the country. Look at the map of the United States. Can you locate where you live? The key underneath the map tells what the different symbols mean. Answer the questions on the next page based on this forecast map.





Partly Sunny



Rain



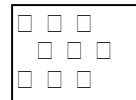
Thunderstorms



Sunny



Snow



Ice

11. What is the forecast for the Northwest? \_\_\_\_\_

12. How many different types of weather will happen in the United States?  
\_\_\_\_\_

13. Where will it snow? \_\_\_\_\_

Now look at the chart with the five-day forecast below and answer the questions.

14. Which day will be the hottest? What temperature is forecast?






\_\_\_\_\_

15. Which night will be the coolest? What temperature is forecast?

\_\_\_\_\_

16. Choose one day and tell the difference between the high and low temperatures for that day. \_\_\_\_\_

**5-Day Forecast**

<b>Monday</b>	<b>Tuesday</b>	<b>Wednesday</b>	<b>Thursday</b>	<b>Friday</b>
				
<b>High</b> 89°	<b>High</b> 86°	<b>High</b> 82°	<b>High</b> 80°	<b>High</b> 77°
<b>Low</b> 72°	<b>Low</b> 70°	<b>Low</b> 68°	<b>Low</b> 66°	<b>Low</b> 65°

## Classified Advertising

The Classified Ads in the newspaper are called that because they are grouped (classified) by topic sections. These notices are written by people who want to sell something or have a message printed in the newspaper or posted online. For a small fee, anyone can buy space in the **classifieds**.

### Typical sections in the classifieds include:

- Help Wanted (job opportunities)
- Automobiles for Sale
- Real Estate (homes, apartments, farms/land, and businesses for rent or sale)
- Stuff (furniture, electronics, musical instruments, sporting goods, etc.)
- Sales, Auctions, and Shows
- Pets for Sale
- Lost and Found
- Personals (thank you notes, prayers, good wishes, tickets for sale, ways to meet people with common interests, etc.)

### Classified Ad Abbreviations

Because the cost of classified ads is based on number of words and amount of space used, people use as few words as possible in their messages. Words are shortened and abbreviations are used. Words such as *a* and *the* are not used.

#### Example: Employment

FT	=	full time	yrs.	=	years
PT	=	part time	exp. pref.	=	experience preferred
OT	=	overtime	co.	=	company
cust.	=	customer	DL	=	driver's license
avail.	=	available	min.	=	minimum

**Autos for Sale**

4WD	=	four wheel drive	4 dr.	=	four doors
AC	=	air conditioning	PW, PL	=	power windows, locks
mpg	=	miles per gallon	OBO	=	or best offer
exc. cond.	=	excellent condition	fac. war.	=	factory warrantee

**Real Estate**

w/	=	with	2 BR	=	two bedrooms
2 ½ bath	=	two full bathrooms, plus one with a toilet and sink	hrdwd.	=	hardwood
W/D	=	washing machine and dryer	prkg.	=	parking
utilities	=	water, electricity, heat	sq. ft.	=	square feet

Here are some examples of ads that you might see. Can you figure out what they are saying?

**HOTEL: Housekeepers. PT positions. Must be avail wknds. Exp. pref., but will train. Some OT.**

What it really means is:

Hotel housekeepers are needed. These are part-time jobs. You must be available to work on weekends. We would prefer people who have done this kind of work before, but we can also teach you how to do it. You may have to work some overtime.

**'88 Chevy ext cab PU, orig ownr, 2WD, 230K miles, \$2K OBO.**

What it really means is:

1988 Chevrolet, two-wheel drive, extended cab pickup truck is for sale by the original owner. It has 230,000 miles on it. The owner is asking for \$2000, but will take the best offer he gets.

**Now you try!**

Write a brief ad for something you would like to sell, or have published in the classifieds.

---

---

---

Let's review. Respond to these statements based on what you learned in this lesson.

17. Explain what a journalist does.

---

18. List the different kinds of media that people go to for news.

---

19. Tell what different kinds of topics are included in the classifieds.

---

20. Describe the differences between fact, opinion, bias, and truth.

---

---

Notes:

End of Lesson 1

## 2

## Signs and Posters

**Words to know:**

- ✓ sign
- ✓ poster
- ✓ flier
- ✓ community board

**T**here probably is not a day that goes by that we don't see a **sign, poster, flier,** or advertisement. Just driving or walking to the end of a street we are guaranteed to see a street sign, telling us the name of the street, as well as a traffic sign, such as a stop sign. Whether we are seeing words or symbols, we are reading these signs. It is very important to understand the signs, posters, fliers, and advertisements we see daily. These tell us information we need to know. For example, a stop sign tells us we need to stop because there may be traffic coming from another direction, or pedestrians (people) crossing the street. Stop signs keep us safe. Let's explore more signs we may see daily.




Some traffic signs have words and some only have symbols. It is just as important to know the meaning of the words as it is to know the meaning of the symbols.

**Example:**



This traffic sign tells us that we can only turn left, meaning we cannot turn right at all. It is important to know what the arrow means as well as what the word “only” means.



This traffic sign tells us that we cannot turn left. It is important to know what the arrow means as well as what the symbol over the arrow means. The  symbol always means **NO**.



Let's take a look at some more traffic signs that only use symbols. Match the sign with the correct description. The first one is done for you.



a. Farm equipment area



b. Road slippery when wet



c. Deer

crossing area



d. No bicycles allowed

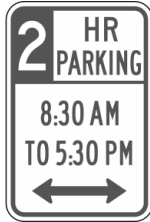
Look at the signs below. Answer each question by writing the letter of the sign on the line provided.

5. You are driving on the express way and realize you are almost out of gas. What sign should you be looking for? \_\_\_\_\_
6. You are looking for somewhere to park in town. What sign should you make sure to look for? \_\_\_\_\_
7. You drank three cups of coffee before you went shopping. While you are shopping you realize you need to use the restroom immediately. What sign should you be looking for? \_\_\_\_\_
8. A co-worker is having chest pains and asks you to take him to the hospital. While you are driving, what sign should you be looking for? \_\_\_\_\_
9. You have broken your leg and are in a wheelchair. You are unable to climb stairs to enter a building, so you look for another entrance. What sign should you look for? \_\_\_\_\_
10. You are in a new city without a car. You need to get across town. What sign should you look for? \_\_\_\_\_



Read each sign and write a summary of each sign in the space provided. The first one is done for you.

11.



Parking on the street in both directions is for two (2) hours between the hours of 8:30 AM to 5:30 PM. Because the sign does not tell us not to park there between the hours of 5:30 PM to 8:30 AM, that means we can park there for more than two hours without getting a ticket or towed.

12.



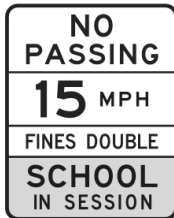
---

---

---

---

13.



---

---

---

---

14.




---

---

---

---

Here are some signs you might see at work. Do any of them look familiar? Where have you seen them before? What do they mean?



Along with signs, it is likely that we will see posters and fliers on a daily basis. Posters and fliers are hung to advertise and give information about an event such as a music concert, show, or a local meeting.

Read the poster and answer the questions.




15. What is this poster advertising? \_\_\_\_\_

16. When does it take place? \_\_\_\_\_

17. What time is the aerobatics display? \_\_\_\_\_

18. How often can you see the aerobatics display? \_\_\_\_\_

Read the flier below and answer the questions.

 **HYDROFRACKING**


**What is it?**  
The process of drilling for natural gas by injecting a chemical solution into the earth, fracturing stone and releasing stores of natural gas to be harvested

**Why is it harmful?**  
The chemicals being injected into the earth can contaminate our fresh drinking water supplies

**What can we do?**  
- Write to your local, state, and national leaders  
- Spread the word!

**Why is it happening?**  
Oil and gas companies claim they are harvesting a “clean” energy source and care about the environment...but really it’s all about money!

**Come to the Hydrofracking meeting at the Town Hall on Wed. 8/13/12 at 7PM!**



19. What is hydrofracking? \_\_\_\_\_

20. Why is hydrofracking happening? \_\_\_\_\_

21. Why is hydrofracking bad? \_\_\_\_\_

22. According to the flier, where can you learn more information about it?  
\_\_\_\_\_

One place you can find many posters and fliers is on a community board. Many businesses have community boards. A community board is a board where any member of the community can hang a poster or flier for the rest of the community to see. It is also a good place to go if you are looking for a local service, product, or event.



Answer these questions based on the posters and fliers on the community board.

23. What play is the Ashville Youth Theater performing? \_\_\_\_\_

24. What dates can you go see this play? \_\_\_\_\_

25. Name four (4) services being advertised on the community board.  
\_\_\_\_\_

26. What is Dave selling? \_\_\_\_\_

27. How does Thompson Employment Agency want you to contact them?  
\_\_\_\_\_

28. Why do you think there is an advertisement for domestic violence?  
\_\_\_\_\_

29. What is clever about Dana's Dog Walking Services advertisement?  
\_\_\_\_\_

30. Explain why you think there is a pen and paper hanging on the community board.  
\_\_\_\_\_

**End of Lesson 2**



# Magazines

**Words to know:**

- ✓ magazine
- ✓ advertising
- ✓ magazine cover
- ✓ table of contents
- ✓ magazine article

**H**ave you ever read a magazine? If yes, what topics did you read about?

---

---

---

---

---

**Magazines** are publications that contain a variety of content. Some magazines are for entertainment, while others are informational. They are usually printed on glossy paper and are almost always in color. Magazines can be bought at newsstands, bookstores, grocery stores, or subscribed to and delivered in the mail.

The first magazine published was in London in 1731. It was called *The Gentleman's Magazine*. This magazine contained articles that were considered "general interest," meaning they cover many topics that would interest most people. This was the first time the term *magazine* was used, loosely meaning "storehouse of information."

Have you ever been waiting in the waiting room of a doctor's office or stuck in line at the grocery store? What was there to help keep you entertained until it was your turn? Most likely it was a bunch of magazines! Today there are millions of different magazines about millions of different topics. Here are some examples of topics of magazines:

Art	Fashion	Science
Automobiles	Finance	Science fiction
Boats	Health and fitness	Sports
Business	Home	Teen
Children's	Literary	Wildlife
Computers	Religious	

Can you think of other magazine topics you have seen or read? List them below.

---

---

---

Magazines are funded by advertisers, which is why there are many **advertisements** in magazines. Usually the advertisements are geared toward the population that is most likely to read the magazine. For example, in an automobile magazine you will see advertisements for car related products such as new cars, oil brands, tires, tools, etc. You might see other non-automobile related advertisements such as manly shaving razors or clothing geared toward men because typically men are the population that reads automobile magazines. You will probably not see advertisements for sewing machines or baking supplies in an automobile magazine.

Match the names of the magazines with the product you think it would advertise. The first one is done for you.

- |                              |   |
|------------------------------|---|
| 1. <i>House and Garden</i>   | a. <i>Mama's Frozen Soy Beans</i>         |
| 2. <i>Teen Girl</i>          | b. <i>Miracle Bloom Soil</i>              |
| 3. <i>Sports Time</i>        | c. <i>Cavern Rock Exploration</i>         |
| 4. <i>The Vegetable</i>      | d. <i>Sweet and Sassy Nail Polish</i>     |
| 5. <i>Financial Business</i> | e. <i>Smith Financial Services</i>        |
| 6. <i>Science Serge</i>      | f. <i>George's Baseball Batting Cages</i> |

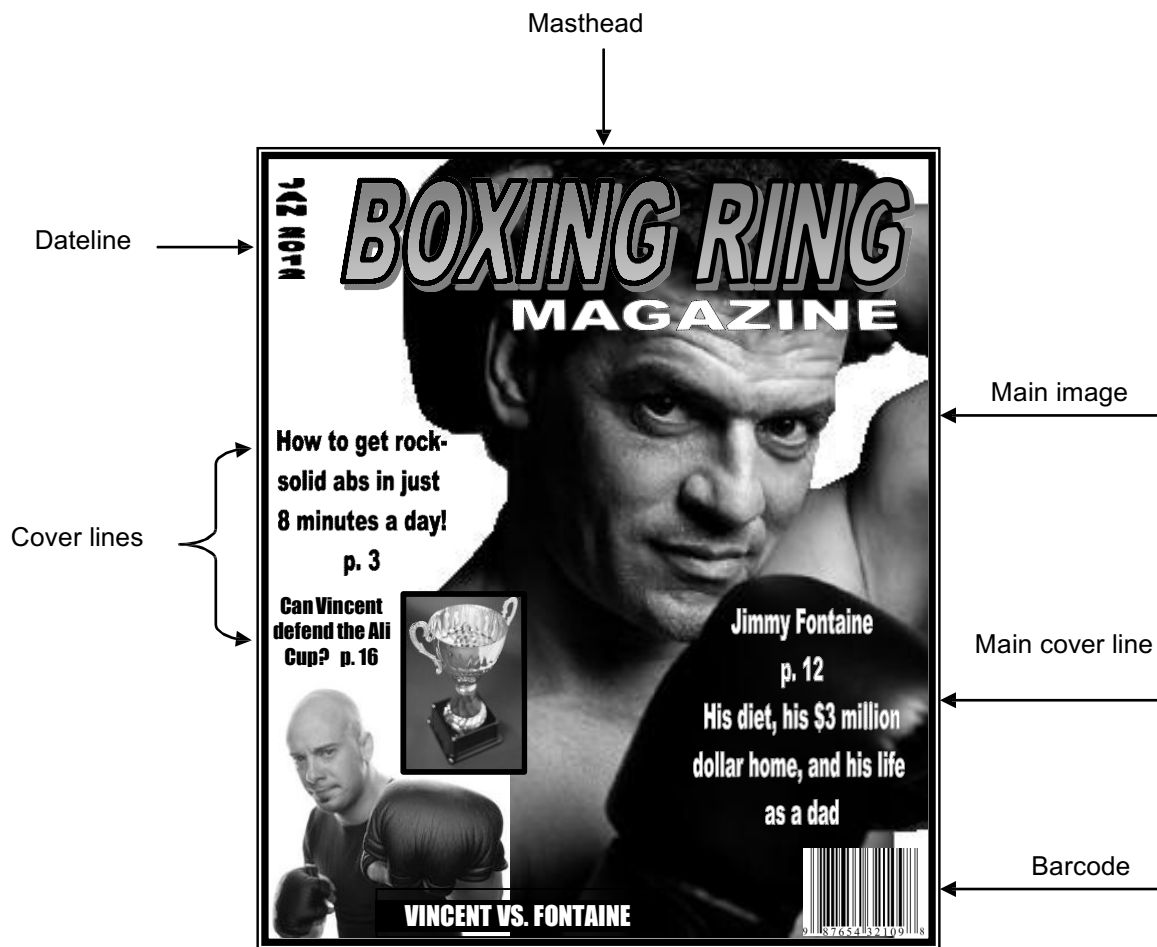
Along with advertisements, articles make up the bulk of a magazine. People read magazine articles for entertainment, information, and even advice. The articles included in the magazine are often times advertised on the cover of the magazine. There are many elements found on a magazine cover. These elements are used to grab the reader's attention. Let's explore these elements.

## Magazine Cover Elements:

- Masthead** – The name of the magazine  
*National Geographic Magazine*
- Dateline** – Month and year of publication  
*March 2012*
- Main image** – The largest image on the cover, telling the reader who or what will be featured in the magazine  
*Often times you see large photos of famous actors and actresses on the cover*
- Main cover line** – The caption, or description, of the main image  
*Inside the life of Tom Hanks: His house, his family, his career p. 5*
- Cover lines** – Captions that describe other articles that are featured in the magazine  
*Lose 10 pounds in 10 days!*
- Bar code** – The coded symbol found on any product being purchased





Example:



Within the first few pages of the magazine you will first find a **table of contents**. A table of contents tells the content of the magazine and on what pages it can be found. A table of contents is a tool that makes reading magazines, textbooks, manuals, etc. much easier.

Here is a sample table of contents. Use the table of contents to answer the questions on the next page.

 <b>NATIONAL GEOGRAPHIC Magazine</b>	
<b>Table of Contents</b>	
	<p><b>16</b>  <i>What's the new booming business in Peru? Alpaca!</i></p>
<b>Featured Articles</b>	
<i>Horse Country</i> .....	4
<i>Fish of Unusual Size</i> .....	7
<i>Hate to Eat and Run, But</i> .....	15
<b>Departments</b>	
<i>Letters to the Editor</i> .....	2
<i>Question and Answer</i> .....	18
<i>Getting Involved</i> .....	20
1	

7. What is the name of the magazine? Where did you find your answer?

---

8. What page would you look on if you wanted to read about fish? \_\_\_\_\_

9. What article do you think is the most featured in the magazine? Explain your answer. \_\_\_\_\_

---

10. What 'department' would you look in if you wanted to volunteer at an animal shelter? Why do you think that?

---

---

Now let's explore a magazine article. Magazine articles can be read for information or entertainment. Read the article on the next page and answer the questions that follow.

## BOXING RING MAGAZINE

2012 Jan

### From Underdog to Heavyweight Champ

By: Frank Reynolds

The crowd roared as Jason Vincent and Pierre Fontaine stood toe to toe in the final round of the *Muhammad Ali Classic* in Miami, Florida.

Vincent, who fought as an amateur just one year ago, was down three points as he stepped into the ring in front of the crowd in his hometown. The energy from the crowd was electrifying. He had just three minutes to capture the title of *Heavyweight Champion* and the prestigious Muhammad Ali heavyweight cup, something he says he's been dreaming about his whole life.

Fontaine is known to be a hard-hitting brawler with incredibly quick feet. It was no surprise to boxing fans to see Fontaine defending the title of *Heavyweight Champion* for the third year in a row.

#### It's all in the family...



Boxing roots run deep in Pierre Fontaine's family. Here his grandfather, Martin Fontaine (right center), poses for a pre-fight photo with *The Duke* in 1954.

No one in the boxing world could have predicted that Fontaine would be up against the very



Jason Vincent

newly-turned professional, Jason Vincent. Some say the withdraw of Andre Zimmer due to a shoulder injury allowed Vincent to quickly fight his way into the finals. Others feel it is Vincent's strategy and endurance that landed him in the finals with Fontaine.

In a true upset, underdog Jason Vincent made his dream come true and now proudly holds the title of heavyweight champion in the *Muhammad Ali Classic*. "I felt the hearts of all these people in my hometown," Vincent said. "That cup represents my journey and the support from family, friends, and coaches. It's much more than a trophy. It's a life experience."

While disappointed with losing his heavyweight champion status and the Muhammad Ali cup, Fontaine applauded his fellow boxer with due respect. "He fought hard and clean," said Fontaine. "He was definitely someone to watch in this tournament and is deserving of this title. I look forward to getting back into the ring with him in March."



11. Who is this article about?
- a. Martin Fontaine and The Duke
  - b. Pierre and Martin Fontaine
  - c. Pierre Fontaine and Jason Vincent
  - d. Martin Fontaine and Jason Vincent

12. What event is this article reporting?
- a. *Heavyweight Champion Classic*
  - b. *Muhammad Ali Classic*
  - c. *Miami Classic*
  - d. *Miami Cup Championship*

13. Name one conflict seen in this article.

---

---

14. Who won the title of heavyweight champion?

---

---

15. What was the reaction of the fighter who did not win?

---

---

Some other things you might find in a magazine are quizzes, puzzles, or handy tips. For example, you might be able to take a quiz that will tell you if you are a good girlfriend or boyfriend, or learn handy tips on how to save money at the grocery store. It is important to remember that the quizzes are usually just for fun and not professional advice.

Take this quiz and see how *green* you are!

### **How *Green* are You?**

Answer each question. Once you have completed the quiz, add up your score and see your level of *green*.

**1. How often do you recycle?**

- Never. They sort out recyclables out at the dump, right? (0 points)
- I only recycle my newspaper. (1 point)
- Always. I even pick recyclables out of other people's trash cans. (2 points)

**2. If I see a tin can thrown on the ground I \_\_\_\_\_.**

- Leave it there. Why should I pick up after other people? (0 points)
- Pick it up and set it on the trash can. Someone else can recycle it. (1 point)
- Take it with me and recycle it myself. (2 points)

**3. Do you ever reuse your recyclables?**

- No way! That means I'd have to clean them out. (0 points)
- I reuse glass jars to store leftover soup. (1 point)
- Always. Who needs dishes when you can reuse containers?! (2 points)

**Scores...**

- 0-2 Toxic** – You are not Earth-friendly! You do not care about your environment or the environment of others.
  
- 3-5 Room for Improvement** – You are off to a good start. Become more aware of what can be recycled and take the steps to improve our Earth.
  
- 4-6 Earth Warrior** – Mother Earth thanks you! You are making a positive impact on our environment. Keep up the awesome work and spread the word!


16. What was your score? \_\_\_\_\_

17. What does *green* mean?  
\_\_\_\_\_  
\_\_\_\_\_

18. What is recycling? Why is it important?  
\_\_\_\_\_  
\_\_\_\_\_

19. Do you think this quiz reflects the type of person you are? Explain your answer.  
\_\_\_\_\_  
\_\_\_\_\_

Let's review magazines! Use the magazine samples to answer the questions.



20. Label the following on the magazine cover above. The first one is done for you.

Masthead

Main image

Cover lines

Dateline

Main cover

Bar code

line

**21.** What is the purpose of a table of contents?

---

---

**22.** What is the purpose of reading a magazine?

---

---

**23.** Explain what can be found in a magazine.

---

---

Notes:

End of Lesson 3

## 4

## Functional Texts

**Words to know:**

- ✓ functional text
- ✓ “how to” manual
- ✓ recipe
- ✓ map scale
- ✓ map legend

**C**an you think of some texts that help you in your everyday life?

---

---

A **functional text** is a text that is used to gain information in order to complete a task. It is called this because it helps you *function* on a daily basis. For example, when you need to call someone but you don't have their number, you go to the phonebook and look it up. A *phone book* is a functional text because it is used to find out information that helps complete a task. Even the list of contacts in your cell phone is a functional text! Have you ever tried to put together a piece of equipment, furniture, or even a toy by reading the instructions that came with it? Were the instructions helpful?

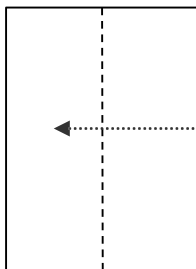
When reading instructions on “How to” do something, each step is written in the order in which it should take place. It is important to follow the steps in the order they are written. Each step relies on the step before it. For example, if you are trying to pop popcorn in the microwave, the first step is to remove the plastic wrapper. If you do not remove the wrapper before following the rest of the steps, the plastic wrapper will melt and could start on fire inside the microwave.

## “How To” Manuals

Here is an example of “*How to*” *instructions* that require you to follow each step in the correct order. Give it a try! Follow the directions on “How to Make a Paper Airplane” to make your own paper airplane.

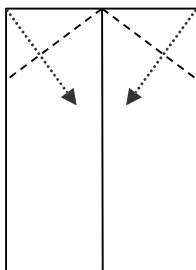
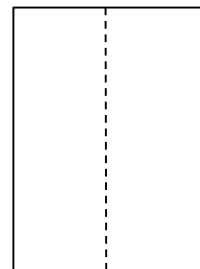
### You will need:

One sheet of 8 ½ x 11 inch paper



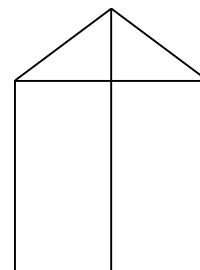
#### Step 1:

Fold the width of a rectangular piece of paper in half so that the shortest edges of the paper are folded. Then open the paper showing the crease down the center.

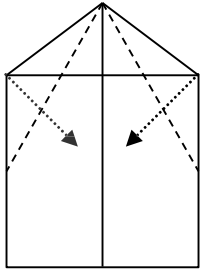


#### Step 2:

Fold each of the top corners in so that they are touching the center crease.

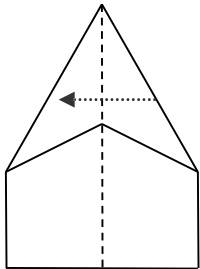
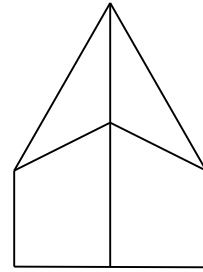






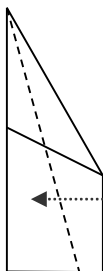
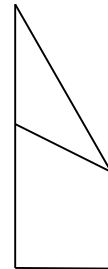
**Step 3:**

Fold each of the new top corners in so that they are also touching the center crease.



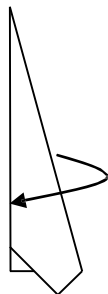
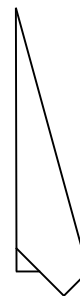
**Step 4:**

Fold the entire piece of paper in half along the center crease.



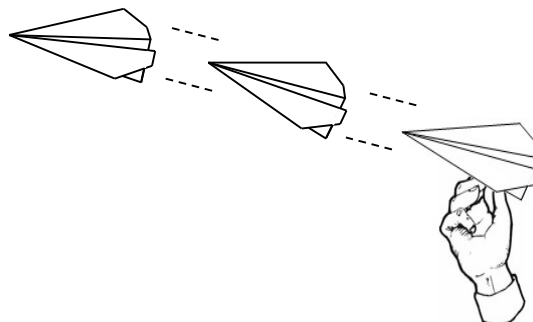
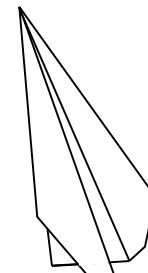
**Step 5:**

Fold the middle corner in so that it lines up with the straight edge of the opposite side of the piece of paper.



**Step 6:**

Turn the paper so that the center opening is facing up. Hold on to the bottom fold of the paper. Toss the paper, point first, into the air and watch your paper airplane fly!



## Recipes

**Recipes** are also functional texts. Much like “How to” instructions, recipes are written in a certain order. When following a recipe, it is important to read the ingredients and tools you will need before you begin cooking. It is also important to read through the directions before you begin cooking in case there are special instructions. Some recipes call for more than one thing to happen at once. Read through the chocolate chip cookie recipe below and answer the questions that follow. If you have the ingredients and other supplies, try baking some cookies for yourself!

**Title: Chocolate Chip Cookie Recipe**

**Ingredients:**

¾ cup sugar  
 ¾ cup packed brown sugar  
 1 cup butter, softened  
 2 large eggs, beaten  
 1 teaspoon vanilla extract  
 2 ¼ cups all-purpose flour  
 1 teaspoon baking soda  
 ¾ teaspoon salt  
 2 cups semisweet chocolate chips

**You will need:**

1 mixing bowl  
 1 wooden spoon  
 1 table spoon  
 1 cookie sheet  
 1 spatula  
 1 conventional oven  
 1-2 oven mitts  
 measuring cups  
 non-stick spray or  
 vegetable oil

**Directions:**

- (1) Preheat oven to 375° (degrees).
- (2) Grease a cookie sheet with non-stick cooking spray or vegetable shortening and set aside.
  - \* Cookies will stick to cookie sheet if it is not greased.
- (3) In a large bowl, mix together by hand sugar, brown sugar, butter, vanilla, and eggs. Stir in flour, baking soda, and salt until mixed well and the dough is stiff.
- (4) Next, stir in chocolate chips. (Make sure to have a sturdy spoon; the dough should be very stiff.) Mix until the chocolate chips are evenly distributed throughout the dough.
- (5) Using a tablespoon, scoop rounded spoonfuls, making sure they are all about the same size, and place approximately two inches apart on greased cookie sheet.
  - \* Cookies will spread as they cook. If the cookies are too close together they will get stuck together.
- (6) Bake 8 to 10 minutes or until light brown.
  - \* The chocolate chips will be melted and soft. The longer you bake the cookies, the crispier they will become.
- (7) Remove cookies from oven and let cool on the cookie sheet. Use a flat spatula to remove the cookies from the cookie sheet and onto a plate.
  - \* Make sure to use oven mitts or your hands will get burned.

Based on the recipe you just read, answer the following questions.

1. Why is it important to grease the cookie sheet before baking?

---

---

2. How many inches apart should the cookies be placed on the cookie sheet?  
Explain why this is important.

---

---

3. What can you use to prevent your hands from getting burned on the cookie sheet? \_\_\_\_\_

Do you have a favorite recipe? Where did the recipe come from? Is it an old family recipe? Did your friend pass it on to you? Did you find it in a magazine or on the Internet? Did you create it yourself?

4. Write down your favorite recipe on the next page. Make sure you include ingredients, supplies, and any special instructions or warnings.

**Title:** \_\_\_\_\_

**Ingredients:**

---

---

---

---

---

---

---

---

---

---

**You will need:**

---

---

---

---

---

---

---

---

---

---

**Instructions:**

---

---

---

---

---

---

---

---

---

---

---

---

---

---

---

---

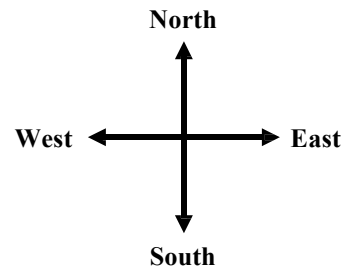
---

---

---

## Maps

Another functional text you might use often is a **map**. A road map is an map of the roads in a region. One of the main things that a map shows us is direction. There are four main directions—**north, south, east, and west**. Maps usually have a direction finder, or compass rose, to show you which direction is north, south, east, and west. The direction finder on most maps looks something like the figure at right. Often times north is at the top, but not always. That is why it is important to pay attention to the direction finder when you are reading a map. If you do not see a direction finder on a map, you can assume that north is at the top of the map.

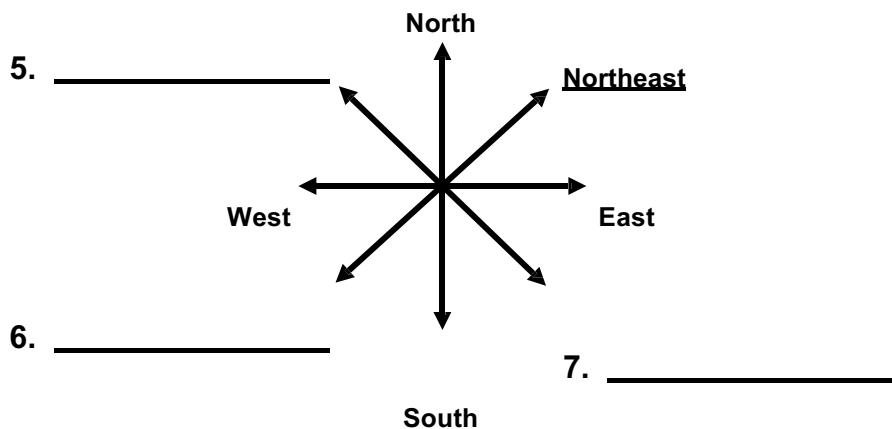


Places are not always directly north, south, east, or west of each other. There are places in-between. For example, **northeast** is halfway between **north** and **east**. Use the word bank to complete the diagram below. The first one is done for you.

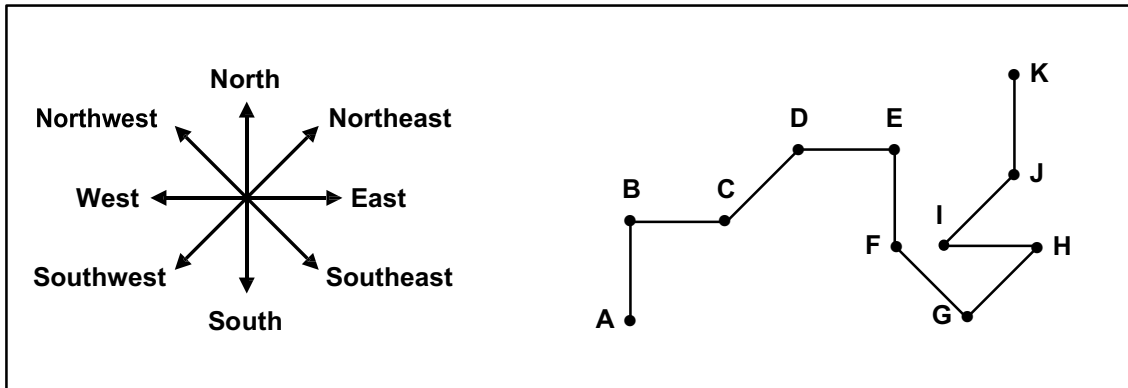
### Word Bank

Northeast  
Northwest

Southeast  
Southwest



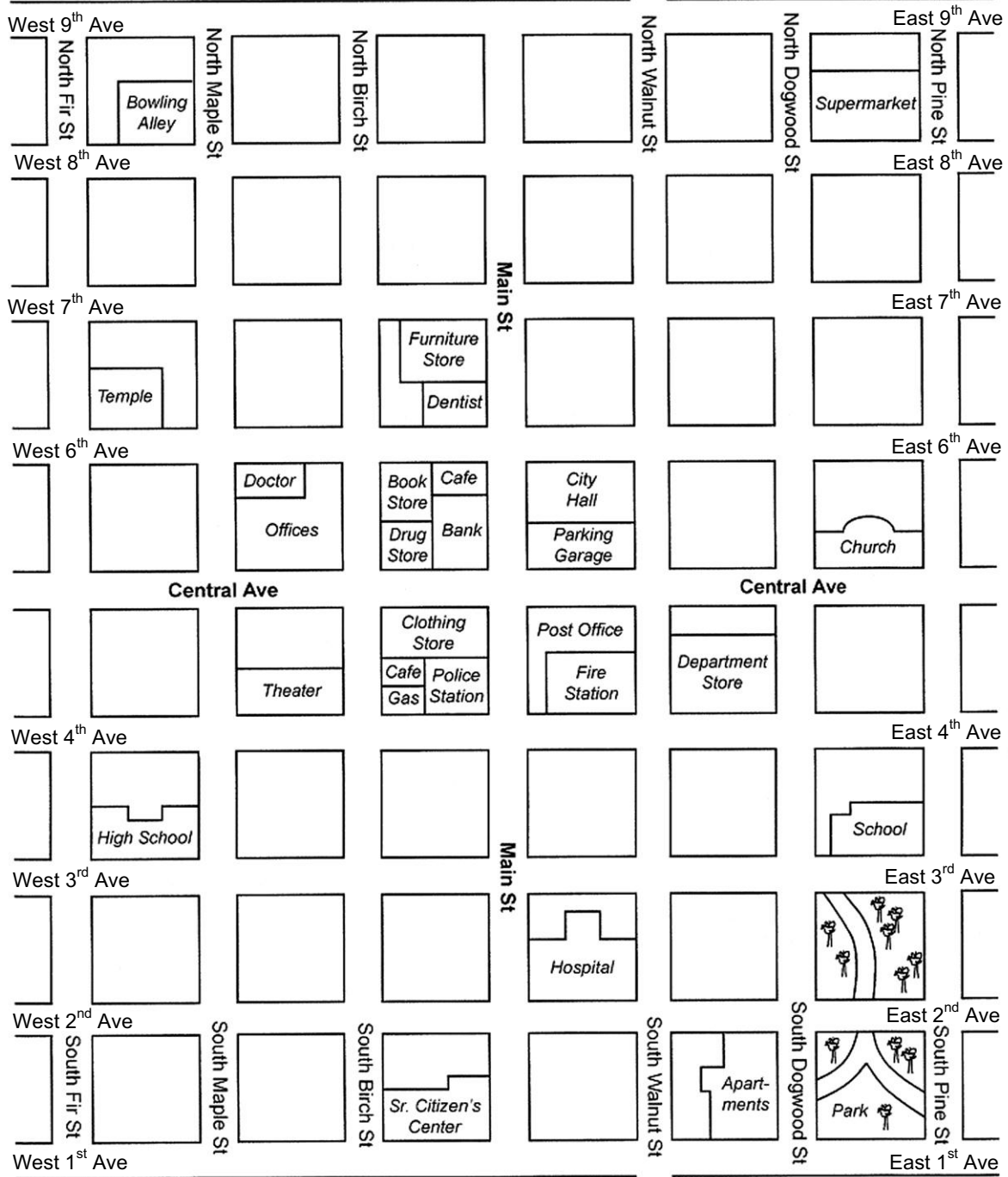
Follow the zigzag lines below to figure out the direction you are traveling as you go from one location to the next. Use the compass rose. Write the correct directions in the blanks that follow. The first has been done for you.



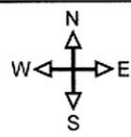
8. To get from A to B, travel           north          .
9. To get from B to C, travel \_\_\_\_\_.
10. To get from C to D, travel \_\_\_\_\_.
11. To get from D to E, travel \_\_\_\_\_.
12. To get from E to F, travel \_\_\_\_\_.
13. To get from F to G, travel \_\_\_\_\_.
14. To get from G to H, travel \_\_\_\_\_.
15. To get from H to I, travel \_\_\_\_\_.
16. To get from I to J, travel \_\_\_\_\_.
17. To get from J to K, travel \_\_\_\_\_.

On the next page is a map of the imaginary town of Post. It shows all the main roads of the town. Notice the names of the roads. In Post, roads run north and south of Central Avenue, and east and west of Main Street. Find Central Avenue on the map. You will notice that it runs east and west through the center of Post. Next, find Main Street. It also runs through the center of Post, however, it runs north and south.

**Town of Post**



Scale of Distance  
1 block = 100 yards





Look at the map of Post again. Notice how the streets are named and numbered east and west of Main Street. Next, notice how the streets are named and numbered north and south of Central Avenue.

Use the map of Post to answer the following questions.

18. What is the name of the street that is one block east of Main Street?

---

19. Name the business that is on the corner of West 4<sup>th</sup> Ave. and South Maple St.

---

20. Starting on South Maple St. and West 1<sup>st</sup> Ave., what is the fastest way to get to the hospital? Make sure you indicate which direction you should travel on each street.


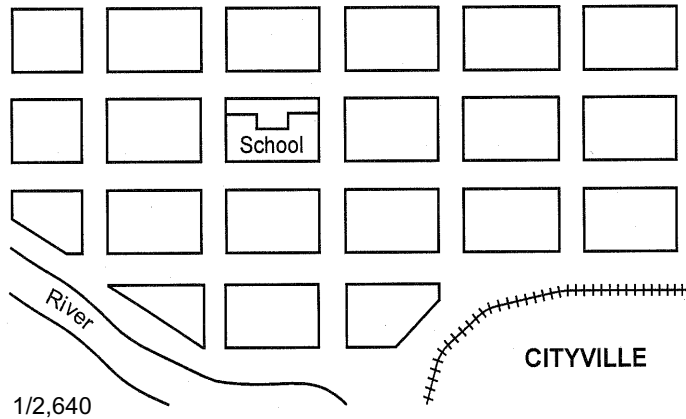
---

---

---


Another useful tool that maps have is a scale. A scale tells the map reader the actual distance being shown in the map. For example, the scale on the map of Post tells us that one block shown on the map is equal to 100 yards in reality. There are three different kinds of map scales. A **stated scale** is given in words like “one inch equals 100 feet.” A **representative fraction** is stated like “1/1200.” It means one inch equals 1200 miles on Earth. A **graphic scale** uses a line drawn in the legend. On a graphic scale, distances are marked on a line in miles and/or kilometers. Look back at the map of Post. What type of scale do you see?

A map may have a small scale or a large scale. A large-scale map shows much detail, while a small-scale map does not. For example, the map at right is a **large-scale map** of Cityville. The scale is 1/2,640, or one inch to one-half mile. You can see streets, a river, a railroad, and a school on the map.











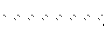


The map at left is a **small-scale map** of Royal County, in which Cityville is located. The scale on this map is 1/20, or one inch equals 20 miles. You cannot see any details of Cityville.

The map at right is a map of the state in which Royal County is located. On this map, one inch equals 100 miles. Cityville is now just a dot on the map. Even Royal County is small. Imagine how Cityville would look on a map of the world!



The scale is chosen to fit the purpose of the map. A large-scale map shows only a small area in large size. More detail can be shown. To show the world, you must use a very small scale. You can show only a few details. Remember it this way: large detail means large scale, while small detail means small scale.

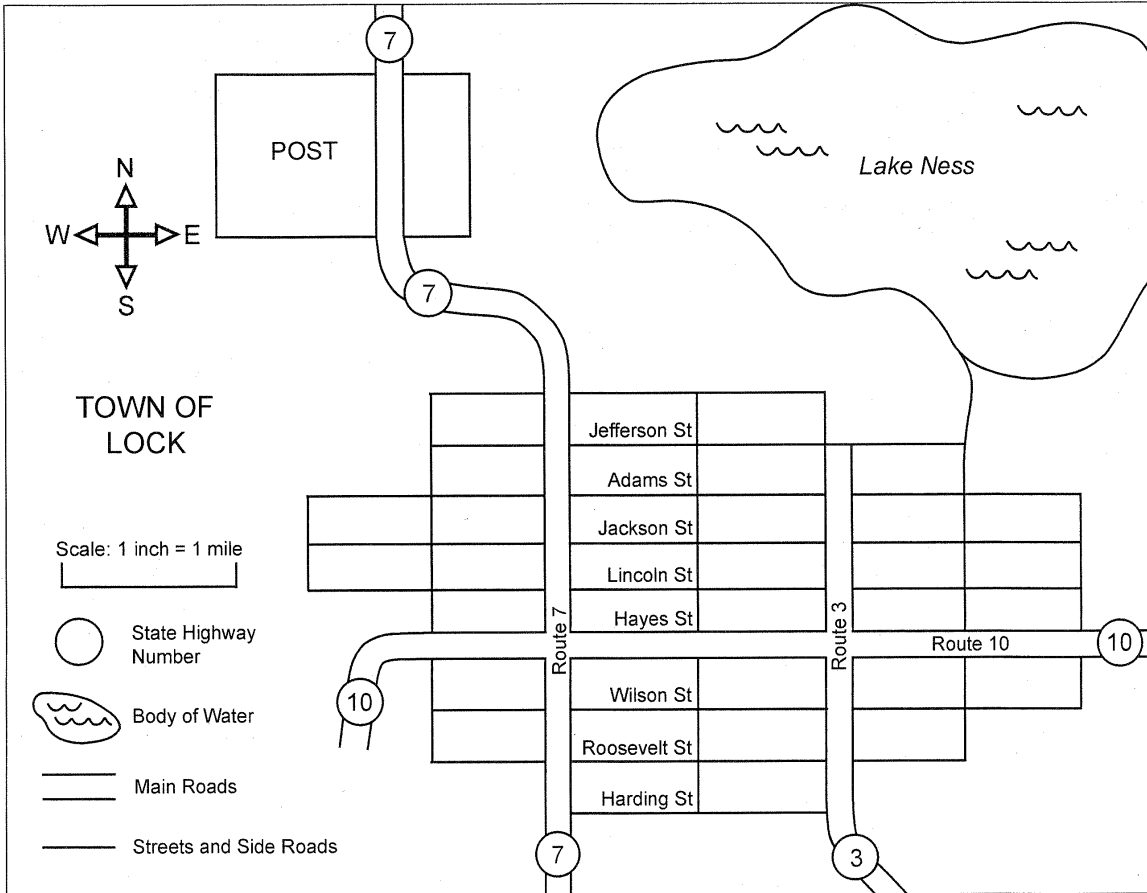
A map’s **legend**, or key, is a very helpful tool. It is usually placed in one corner of the map. The legend will explain all the symbols used on the map. For example, if you are looking at a large-scale map, you might see ✈, which is the symbol for an airport. To show many things about a place, a map must use many different symbols. On the legend of a map, you will probably see symbols that you already know, as well as new ones. Here are some common symbols you might see on maps:

	bicycle path		hospital
	lodging (hotel)		camping grounds
	restaurants		public restrooms
	public parking		public telephones
	water (lake, ocean, river)		train station
			railroad

Look back at the map of Post. Notice that the whole map shows the town of Post. It gives a close-up view of Post’s streets, avenues, and buildings. There is nothing on the map except Post.

Now look at the map on the following page. This map shows not only Post but also the area around it. Located in this area is the much larger town of Lock. In fact, Lock takes up most of the space on this map.

Because the map shows two different-sized towns—one large and one much smaller—the towns look much different. Lock, the large town, covers a much larger section than does the smaller town of Post. We can use this type of map to compare the sizes of the two towns.



Use the map of Lock to answer the questions below.

21. Name all of the main roads in Lock.

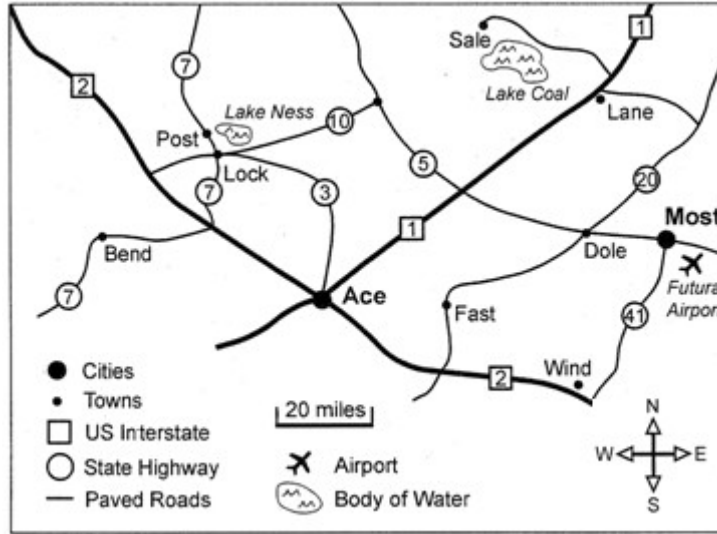
\_\_\_\_\_

22. What is the name of the body of water in Lock? \_\_\_\_\_

23. What street is north of Hayes Street? \_\_\_\_\_

24. What state highway runs east to west? \_\_\_\_\_

Below is a smaller map of the state of Futura, which covers a large area. As you can see, the towns of Post and Lock are located in Futura. On the previous map, Post and Lock were a big part of a small area. They were shown by large squares. On the map of Futura, the towns are a small part of a large area. They are shown by dots.



Answer the questions below using the map of Futura.

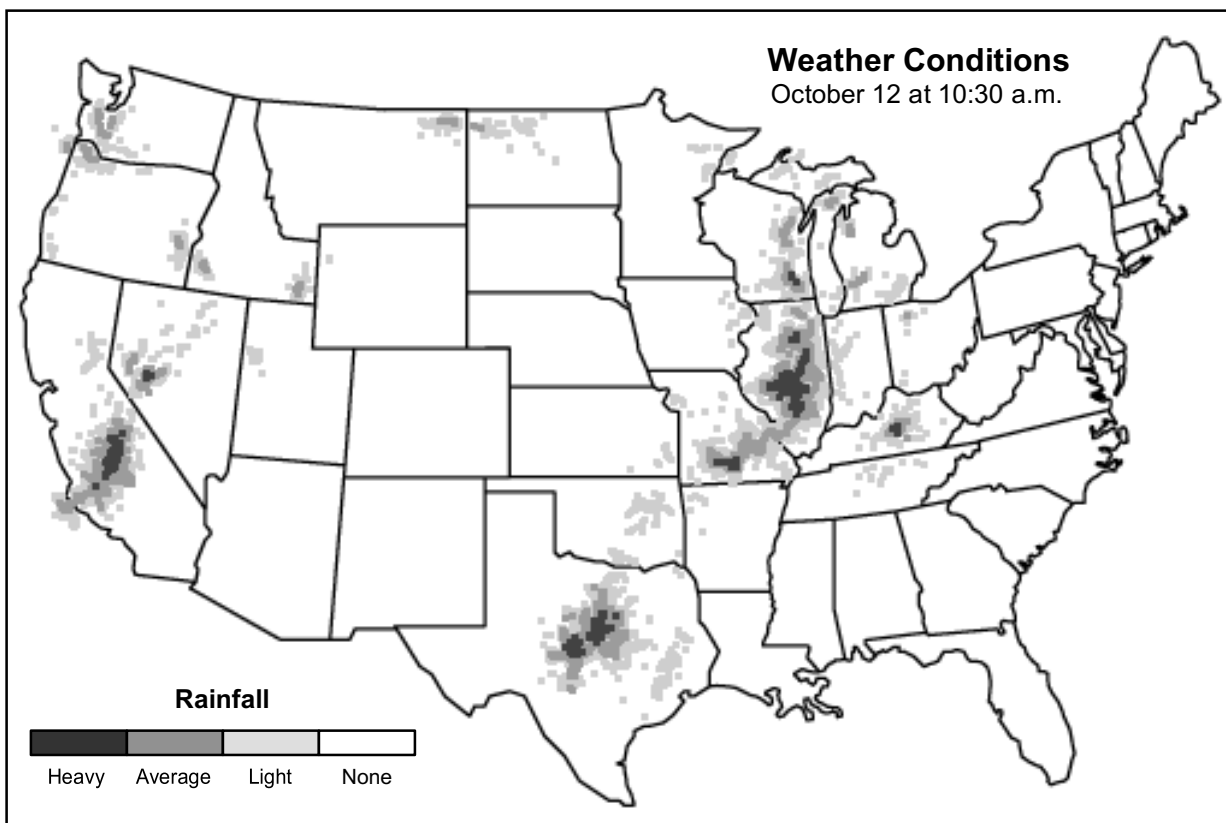
25. Name the two cities in Futura. \_\_\_\_\_

26. In what city is the Futura Airport located? \_\_\_\_\_

27. Which US Interstate would you take on your way from Lake Ness to Lake Coal?  
 \_\_\_\_\_

## Weather Maps

A **rainfall map** shows the average amount of rain that falls in an area in a certain period of time. The amount of rain is shown in inches. Usually the map shows rainfall for a whole year. However, rainfall maps can show the amount of rain that falls over shorter periods of time, such as a season or month. You will notice that the map below has a legend. The legend tells us the darker the color on the map, the heavier the rainfall.



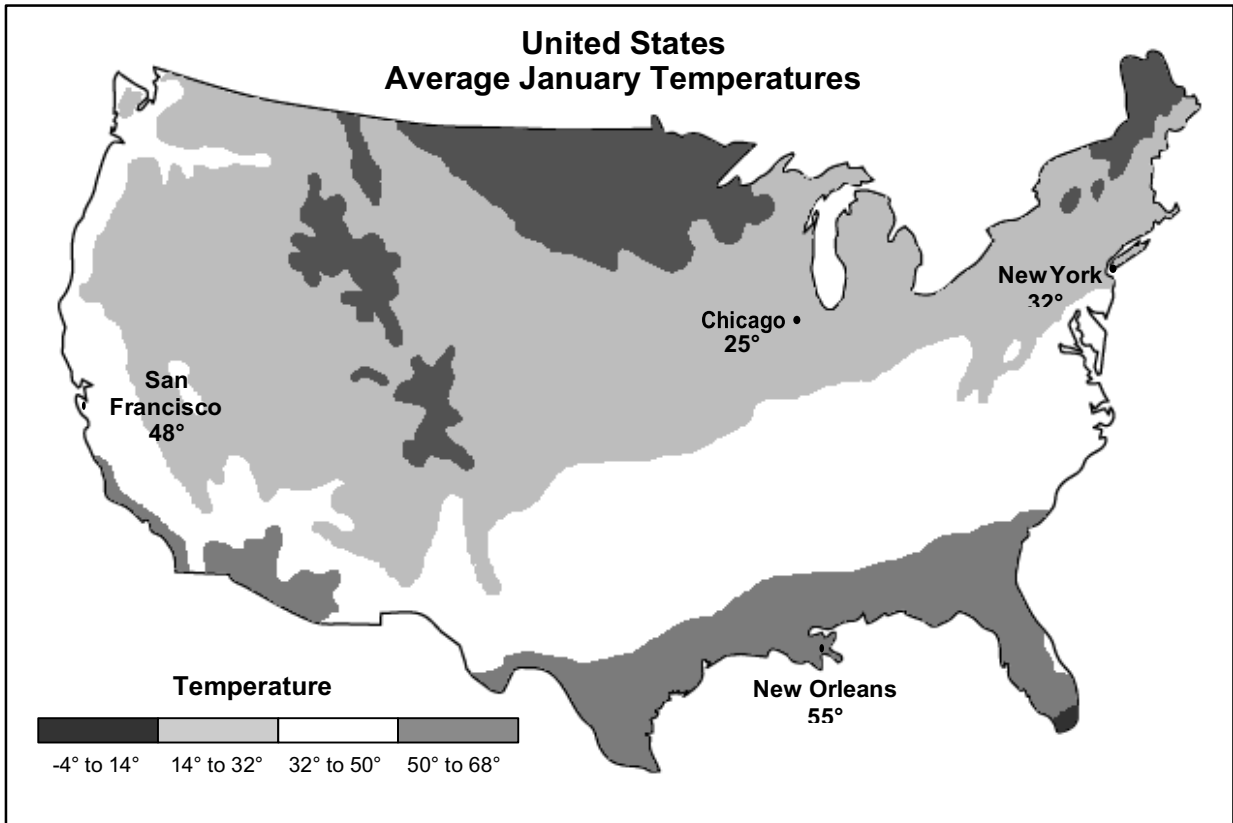
Answer the questions based on the Rainfall Map above.

28. How much rain fell on the northeast states? \_\_\_\_\_

29. Describe the rainfall in the southwest states.

\_\_\_\_\_

A **temperature map** shows the average temperature in an area for a certain weather season or period of time. The map below shows the average temperatures in the United States for the month of January. Much like the rainfall map, the legend tells us the darker the color, the colder the temperature.







Answer the questions based on the Temperature Map above.

30. What is the temperature in Chicago? \_\_\_\_\_
31. List the temperature range for the northeast tip of the country. \_\_\_\_\_
32. Which two states listed are in the same temperature range?  
\_\_\_\_\_

Another way to find out the weather is to read a **weather forecast chart**. The weather forecast tells what the weather will be on certain days of the current or upcoming week. You can find a weather forecast chart in the newspaper, on the Internet, or on television during the weather segment.





**Example:**

<b>CHANNEL 30 NEWS</b>			
<b>WEEKEND WEATHER FORECAST</b>			
<b>THURSDAY</b>	<b>FRIDAY</b>	<b>SATURDAY</b>	<b>SUNDAY</b>
			
<b>PARTLY SUNNY</b>	<b>PARTLY SUNNY</b>	<b>SCATTERED SHOWERS</b>	<b>30% CHANCE OF SNOW SHOWERS</b>
Hi      56°	Hi      50°	Hi      44°	Hi      31°
LOW     32°	LOW     36°	LOW     29°	LOW     20°

In this example, you can see that on Thursday it will be partly sunny with a high temperature of 56 degrees and a low temperature of 32 degrees. Each column tells the weather for a specific day. The weather pattern for the weekend shows a cold front coming through starting with sunshine and mild temperatures and ending with cold temperatures and snow.

Use the weather forecast on the next page to answer the questions.



CHANNEL 30 NEWS			
4-DAY WEATHER FORECAST			
MONDAY	TUESDAY	WEDNESDAY	THURSDAY
			
<b>SNOWY MIX</b>	<b>SNOW SHOWERS 1-2 INCHES</b>	<b>PARTLY SUNNY</b>	<b>AFTERNOON RAIN SHOWERS</b>
Hi            39°	Hi            33°	Hi            35°	Hi            38°
LOW           27°	LOW           25°	LOW           29°	LOW           20°

33. What is the forecast for Monday? \_\_\_\_\_
34. How much snow is expected to fall on Tuesday? \_\_\_\_\_
35. Should you pack an umbrella on Thursday? \_\_\_\_\_
36. Which day will have the warmest temperature? \_\_\_\_\_
37. Which day will have the coldest temperature? \_\_\_\_\_
38. Based on the chart, what does a snowy mix mean? \_\_\_\_\_
39. Pretend you are a weather forecaster on the television news. Write a script of how you would present this forecast to the viewers.

\_\_\_\_\_

\_\_\_\_\_

\_\_\_\_\_

Notes:

End of Lesson 4

## Literature

### Words to know:

- ✓ fiction
- ✓ non-fiction
- ✓ plot
- ✓ dialogue
- ✓ genre
- ✓ theme
- ✓ moral

**T**here are two main types of literature: ***fiction*** and ***non-fiction***. *Fiction* is made-up stories that come from that author's imagination. Examples of fictional literature are novels, fairy tales, comic books, etc. *Non-fiction* literature is stories based on real people or events and factual information. Examples of non-fiction literature are text books, newspapers, instructional manuals, biographies, etc. Reading fiction is often done for enjoyment and relaxation, while reading non-fiction is done to gain information.

## Non-fiction

Let's explore some non-fiction. You will read a news article from a newspaper. News articles give information about events that are happening in a town, state, country, or the world. A news article just tells the facts and does not give an opinion. In every article, you can find the answers to the 5 Ws + H questions:

**Who?      What?      When?      Where?      Why?      How?**

**Example:** *On June 9 in Little Rock, Arkansas, a tornado hit some mobile homes at the edge of the city. The homes were damaged by the strong winds. Many people are now without electricity.*

**Who?**      The people of Little Rock, Arkansas  
**What?**      Many people have lost electricity.  
**When?**      June 9  
**Where?**      Little Rock, Arkansas  
**Why?**      Strong winds from a tornado damaged homes.  
**How?**      A tornado passed through the edge of the city.

Think of an event that happened in the past few days. It can be in your town, state, in the United States, or in another country. Write a sentence or two about it, answering the 5 Ws + H questions.

**Who?** \_\_\_\_\_

**What?** \_\_\_\_\_

**When?** \_\_\_\_\_

**Where?** \_\_\_\_\_

**Why?** \_\_\_\_\_

**How?** \_\_\_\_\_

Now, use the vocabulary to help read the news article that follows. Then answer the questions that follow.

**Vocabulary**

Here are some words you will find in the article you are about to read.

<b>Word/Term</b>	<b>Definition</b>
<b>ban</b>	a law that makes something illegal
<b>eateries</b>	restaurants
<b>strict</b>	having very definite rules that must always be followed
<b>“frowned upon”</b>	not accepted by people
<b>exposure</b>	how often something is around for people to see
<b>perceive</b>	see; observe; come to understand
<b>tracked</b>	studied; followed
<b>hodge-podge</b>	a mixture with no structure
<b>restricting</b>	limiting the amount something is done or used
<b>designated</b>	chosen; pointed out
<b>factor</b>	a cause or reason why something happened

## Newspaper Article

### STUDY: SMOKING BANS IN EATERIES INFLUENCE TEENS

Steve LeBlanc, *The Associated Press*

BOSTON – A Massachusetts study suggests that restaurant smoking bans may play a big role in persuading teens not to become smokers.

Youths who lived in towns with strict bans were 40 percent less likely to become regular smokers than those in communities with no bans or weak ones, the researchers reported in the May 2012 issue of the *Archives of Pediatrics and Adolescent Medicine*.

The findings back up the idea that smoking bans discourage tobacco use in teens by sending the message that smoking is frowned upon in the community, as well as simply by reducing their exposure to smokers in public places, said Dr. Michael Siegel of Boston University School of Public Health, the study's lead author.

"When kids grow up in an environment where they don't see smoking, they are going to think it's not socially acceptable (most people don't like it)," he said. "If they perceive a lot of other people are smoking, they think it's the norm."

Siegel and his colleagues (people he works with) tracked 2,791 children between ages 12 and 17 who lived throughout Massachusetts. There were no statewide restrictions when the

study began in 2001, but about 100 cities and towns had enacted (made a law) a hodge-podge of laws restricting smoking in workplaces, bars, or restaurants.

The teens were followed for four years to see how many tried smoking and how many eventually became smokers. Overall, about 9 percent became smokers—defined as smoking more than 100 cigarettes.

In towns without bans or where smoking was restricted to a designated area, that rate was nearly 10 percent. But in places with tough bans prohibiting smoking in restaurants, just under 8 percent of the teens became smokers.

The study found that having a smoker as a parent or a close friend was a factor in predicting whether children experiment with cigarettes.

But strong bans had a bigger influence on whether smoking grew into a habit, reducing their chances of becoming smokers by 40 percent.

"There is really no other smoking intervention program that could cut almost in half the rate of smoking," Siegel said.

1. Fill in the **5 Ws + H** using the information you just read.

<b>Who?</b>	
<b>What?</b>	
<b>When?</b>	
<b>Where?</b>	
<b>Why?</b>	
<b>How?</b>	

**Match** the different numbers with their meaning and importance in the article.

- |       |          |   |
|-------|----------|---|
| ___2. | 40%      | a. ages of children studied   |
| ___3. | 2, 791   | b. percent of children who became smokers when there were strict bans                                     |
| ___4. | 12 to 17 | c. number of children tracked   |
| ___5. | 9%       | d. percent of children who became smokers when there were no bans, or smoking was permitted in some areas |
| ___6. | 10%      | e. reduced chance of becoming a smoker when there were strict bans in place                               |
| ___7. | 8%       | f. overall average of children who became smokers   |

8. According to the article, what is one reason why children begin to smoke?

---



---

9. How do smoking bans keep children from becoming smokers?

---



---

10. Why is this article non-fiction?

---

---

## Fiction

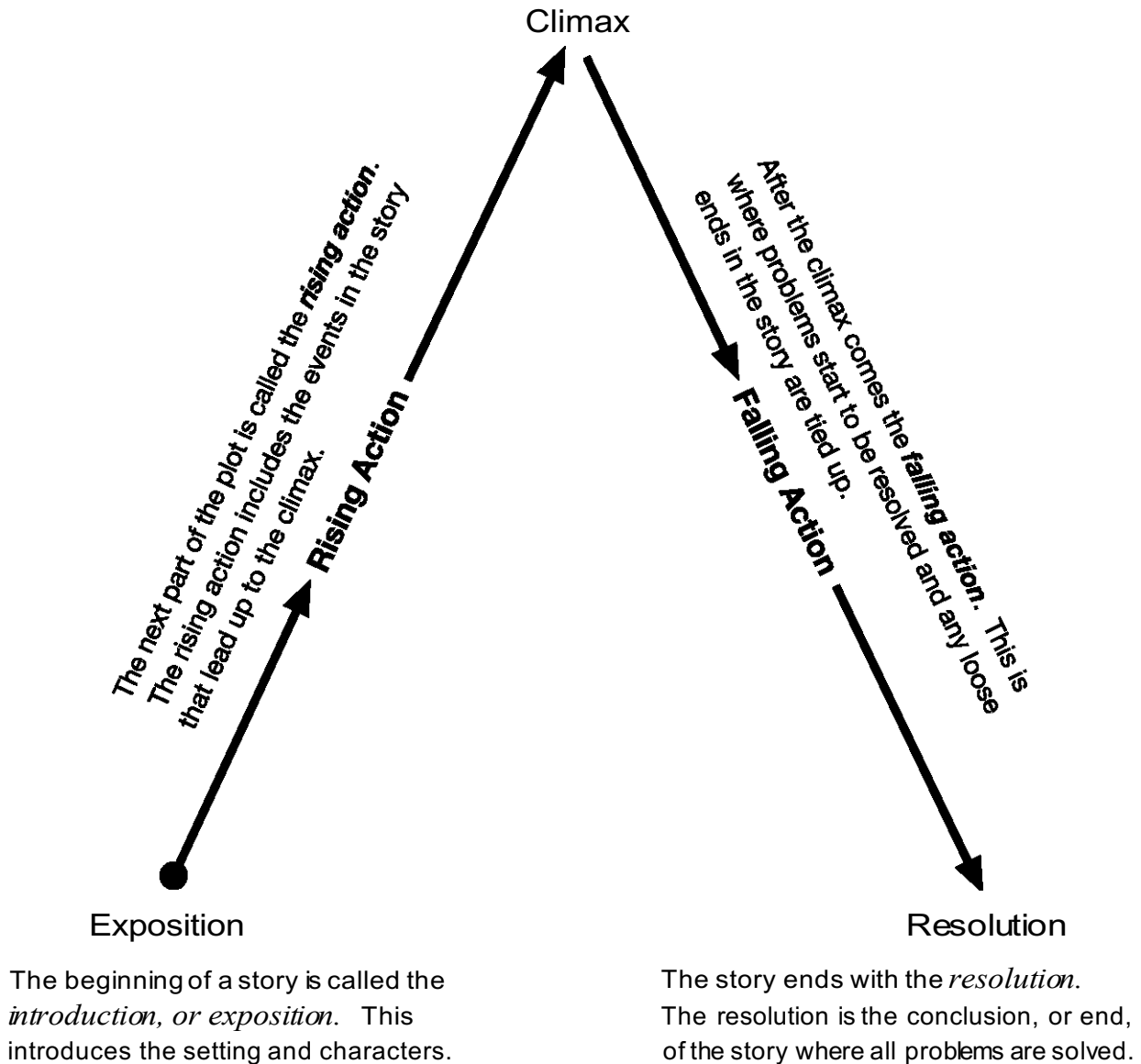
Now, let's explore some fiction. Remember, **fiction** is a type of literature that is based on made-up people or events. Sometimes the entire story is made up, or *fictional*, and sometimes parts of the story are based on real life people or events.

- **The Plot** of a story is the main story line, or what events happen in the story. There are many parts that help to build the plot. Let's take a look at these parts:
- The **setting** is *where* and *when* the story takes place.
- The **characters** are the people, animals, or ideas in the story.
- **Conflicts** are problems that characters face. These problems can be characters against themselves, characters against each other, characters against outside forces (weather), or characters against things that are not easily explained (ghosts, evil, etc.).

The chart on the next page describes other elements of *plot*.



The *climax* of the story is usually the turning point of the story. It is usually somewhere in the middle of the story, where the conflict starts to be resolved.



Something commonly found in fiction is **dialogue**. *Dialogue* is a conversation between two or more people. Having dialogue in a story helps to make the story more interesting, as well as helps the reader to get to know the characters more in-depth. There are always quotation marks ( “ ” ) around dialogue.

There are many different **genres**, or categories, of fiction. Some examples are mystery, historical fiction, science fiction, myths, etc. Another type of fiction is a **fable**. A *fable* is a fictitious (not true) story, which features animals, plants, inanimate (non-living) objects, or forces of nature as characters. The story’s purpose is to teach a **moral**, or lesson.

A **moral** is the lesson taught by a fable, story, or event. Sometimes it is easy to confuse a moral with a theme. A **theme** is the overall idea of a story. For example, a *theme* could be “courage” whereas a *moral* could be “treat others the way you want to be treated.”

Can you think of any fables you might have heard when you were a child? Write the fable down below. Make sure to write the moral of the story!

---

---

---

---

---

---

---

---

---

---

Let's review all of these terms!

<b>Term</b>	<b>Definition</b>
<b>fiction</b>	a type of literature that is based on made-up people or events
<b>plot</b>	main story line, or what events happen in the story
<b>setting</b>	<i>where</i> and when the story takes place
<b>characters</b>	the people, animals, or ideas in the story
<b>conflict</b>	problems that characters face
<b>introduction/ exposition</b>	the beginning of a story where setting and characters are introduced
<b>rising action</b>	events of a story that lead up to the climax
<b>climax</b>	the turning point of the story, somewhere in the middle of the story, where the conflict starts to be resolved
<b>falling action</b>	problems in the story begin to be resolved and any loose ends are tied up
<b>resolution</b>	the conclusion, or end, of the story where all problems are solved
<b>dialogue</b>	conversation between two or more people, shown inside quotation marks
<b>fable</b>	a fictitious story, which features animals, plants, inanimate (non-living) objects, or forces of nature as characters and teaches a lesson
<b>genre</b>	categories of literature
<b>moral</b>	a lesson taught by a fable, story, or event
<b>theme</b>	the overall idea of a lesson

Read the fable on the next page and answer the questions that follow.

## THE OLD LION AND THE FOX

An old lion knew that he was too weak to hunt and catch animals. He had been a powerful hunter. No prey had ever escaped his clever traps and fierce jaws. But now, he couldn't run as fast as a deer, or climb a tree as quickly as a monkey. So he decided to make a cunning plan.

At first, the lion wandered through the forest until he found a cool, but comfortable cave in a large rock. The soft dirt on the floor of the cave made a welcome bed for him. There, he lay down, closed one eye, and waited for a small animal to come by. To encourage animals to feel safe enough to approach him, he pretended he was sick. He even moaned and groaned whenever he saw a small creature that he could eat.

Soon after, the first animal to wander by was a gentle rabbit. She was well-loved in the forest for her helpful medicines of herbs and leaves. She heard the lion's pitiful moans. Believing that she would be able to cure his sickness, she hopped into the lion's cave. Her back legs made long footprints in the soft dirt in front of the cave. As soon as she was close enough to the lion to examine him, he snatched her and ate her for his breakfast.

Not long after, a playful dog wandered by. He was always looking for a new playmate, and liked to explore new places. He also heard the lion's cries. Thinking that the lion was lonely and needed a friend, he quickly ran into the cave. The dog was about to give the lion a friendly lick on the nose, but the lion snatched him up and ate him for lunch.

Sometime later, a clever fox was exploring this part of the forest. He was an intelligent and curious creature, and always looked for answers to his many questions about the world. As he trotted towards the lion's cave, he, too, heard the mournful moans of the old lion. He stopped to listen more carefully, wondering to himself why such a powerful creature would sound so distressed. He was a little worried about the lion's health, so he called to him.

“My dear friend, how are you feeling this fine day?”

“Oh, kind fox,” answered the lion. “I am feeling very sick today. I have aches and pains all over my old body. I fear I will die soon, if I don’t get help from another caring animal.”

“Oh, my,” replied the fox. “Is there anything that I can do for you?”

“Yes, please come to my cave and bring me some food to eat.”

The fox hesitated and thought for a moment. He observed the footprints in the dirt in front of the cave, and made a decision. Finally, he trotted away from the entrance to the cave, continuing his journey through the forest. He called back to the lion.

“I’d like to come and visit you on this sunny day, but I don’t think you need my help to get food. I see many animals’ footprints going up to your cave, but I don’t see any footprints going away. You are a clever lion, but I am more clever than you!”

11. What is the lion’s problem?

---

12. How does he solve it?

---

13. What danger signs does the fox see?

---

14. What is the moral of this story?

---

Let's review the terms from this lesson. Match the term to the correct definition.

- |                                     |   |
|-------------------------------------|---|
| 15. <b>characters</b>               | a. a type of literature that is based on made-up people or events   |
| 16. <b>climax</b>                   | b. main story line, or what events happen in the story  |
| 17. <b>conflict</b>                 | c. where and when the story takes place   |
| 18. <b>dialogue</b>                 | d. the people, animals, or ideas in the story   |
| 19. <b>fable</b>                    | e. problems that characters face  |
| 20. <b>falling action</b>           | f. the beginning of a story where setting and characters are introduced   |
| 21. <b>fiction</b>                  | g. events of a story that lead up to the climax   |
| 22. <b>genre</b>                    | h. the turning point of the story, somewhere in the middle of the story, where the conflict starts to be resolved                             |
| 23. <b>introduction/ exposition</b> | i. problems in the story begin to be resolved and any loose ends are tied up  |
| 24. <b>moral</b>                    | j. Who, What, Where, When, Why, How   |
| 25. <b>plot</b>                     | k. the conclusion, or end, of the story where all problems are solved   |
| 26. <b>resolution</b>               | l. conversation between two or more people, shown inside quotation marks  |
| 27. <b>rising action</b>            | m. a fictitious story, which features animals, plants, inanimate (non-living) objects, or forces of nature as characters and teaches a lesson |
| 28. <b>setting</b>                  | n. categories of literature   |
| 29. <b>theme</b>                    | o. a lesson taught by a fable, story, or event  |
| 30. <b>5 W's + 1 H</b>              | p. the overall idea of a lesson   |

### End of Lesson 5

# 6

## Humor

**Words to know:**

- ✓ humor
- ✓ irony
- ✓ comic strip
- ✓ satire
- ✓ political cartoon
- ✓ tall tale

**W**hat kinds of things do you like to do to make yourself laugh? Put a check next to the ones you do.

\_\_\_ watch a funny movie

\_\_\_ listen to a funny person

\_\_\_ watch a funny TV show

\_\_\_ tell jokes

\_\_\_ read the comics

\_\_\_ do word puzzles

\_\_\_ read a comic book

\_\_\_ do jigsaw puzzles

What kinds of things make you laugh?

---

---

---

Some literature is written to make people laugh. It is written to entertain and make the world a happier place through humor and games. Let's explore some types of humorous literature.



## Humor in America



Telling jokes and funny stories is an old tradition in America. There are many different types of humor in literature. Here are some examples:

- Jokes about really smart people who seem to have trouble getting along in everyday life are called common sense jokes. Common sense is knowledge based on life experience rather than knowledge learned from books.
- Most people like to poke fun at relatives. Maybe they have an uncle whose nose is a little too big and has a funny sounding sneeze. Most people will laugh at a story about a funny relative.
- Tall tales often give ordinary people super-human powers, or make ordinary events seem much more amazing than they really are. Any superhero comic book is an example of this type of humorous literature.



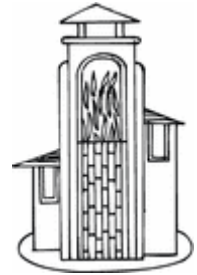


- Jokes, or tricks, played on others are used to make an audience laugh.



- Slapstick comedy includes an “Injury” such as a pie in the face or the exaggerated accident where the victim ends up with bandages and casts all over his body.

- Word jokes, or irony, in which a person might say one thing and mean another (“I can resist everything, except temptation.” Oscar Wilde). Irony can also be when something happens that is the opposite of what is expected (A fire station burning down).



- Culture is often a source of comedy. People, places, and events that occur only in America are used in jokes and are funny to Americans. If you are from another country the joke probably will not make sense to you.

The newspaper has a section just for fun and games. One type of humorous literature a newspaper has is called a comic strip. A comic strip is a series of pictures and words that create a humorous story. Here is an example of a comic strip. “Hi and Lois” is a cartoon about a family. There are a mother and father, a teenage son, a set of young boy and girl twins, and a baby. They get into the usual situations that might happen to any ordinary family. Here, Ditto, the twin boy, asks himself a question that many children ask: “I wonder if I have any special powers, like the characters in comic books?” His mother, of course, knows otherwise.

**HI AND LOIS** by Brian and Greg Walker



Answer some questions about the comic strip you just read.

1. What is the topic of this comic? \_\_\_\_\_

2. Can you relate to any part of this topic in your own life? How?  
 \_\_\_\_\_

3. What is the humor in this cartoon? (Circle one answer.)
- a. The boy has superpowers.
  - b. The boy fell off the chair.
  - c. The boy knew what his mother was going to say, because of experience and the look on her face. He doesn't really have any superpowers, but he thinks he can read minds.
  - d. His mother tells him to do his homework.

4. Sequence (tell the events in order) this cartoon. Tell what happens. Use the following sentence starters:

First, \_\_\_\_\_

\_\_\_\_\_

Next, \_\_\_\_\_

\_\_\_\_\_

Then, \_\_\_\_\_

\_\_\_\_\_

Finally, \_\_\_\_\_

\_\_\_\_\_

5. Would the cartoon be as funny if the order were changed? Why or why not?

\_\_\_\_\_

\_\_\_\_\_

**Satire** is a literary form that pokes fun at human behavior. Satire can be found in many forms. You might be familiar with some American television shows that include satire, such as *The Simpsons*, *Family Guy*, *South Park*, *Saturday Night Live*, *The Daily Show with Jon Stewart*, *The Colbert Report*, etc. There are also many famous literary works that include satire. Some examples are *Romeo and Juliet*, *Gulliver's Travels*, *Fahrenheit 451*, *Brave New World*, etc.


Can you think of any television shows, movies you have watched, or books you have read that use satire? What are the titles?

---

---


Political cartoons are also a form of satire. Political cartoons are a lot like comic strips but they make statements about politics, world issues, and society.

**Example:**



This political cartoon makes a statement about voters in America. It is saying that more people vote for reality television shows than vote in political elections.

Take a look at the political cartoon below and answer the questions that follow.



6. What topic is this cartoon addressing?

---

7. What message is it trying to send?

---


8. How is this an example of satire?

---

---

---

9. Think about a political or world issue that you feel passionate about. Some sample topics might be: immigration laws, gun control, health care reform, etc. Draw a political cartoon in the space provided.



Some other fun activities that can be found in the newspaper are puzzles. The newspaper usually has some different puzzles in it near the comics section. Some of these include Word Search puzzles, Sudoku, and other word or number puzzles. Review the words below to help solve the puzzle on the next page.

Before you begin let's explore the meaning of the words found in the puzzle.

<b>Word</b>	<b>Definition</b>
<b>comedy</b>	a play or other work of light and amusing character or triumph over misfortune
<b>entertain</b>	to hold the attention of pleasantly; to amuse
<b>funny</b>	causing amusement or laughter
<b>humor</b>	comical writing or talk
<b>irony</b>	the use of words to express a meaning that is the opposite of its actual meaning
<b>joke</b>	a short, amusing story or act causing amusement
<b>laugh</b>	the sound and act caused by something comical
<b>satire</b>	a literary form that pokes fun at human behavior

10. Solve the riddle by unscrambling each of the clue words. Copy the letters in the numbered boxes to the boxes below with the matching number to solve the riddle. The first one is done for you.

**Question:** *What letter font do animals in the jungle use to write?*

COEDYM

EANTNITRE

NYUFN

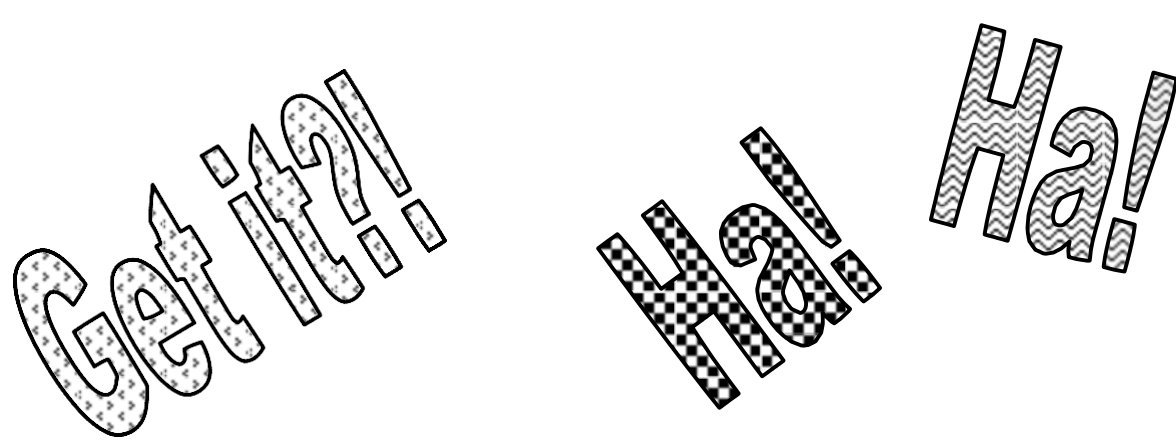
MORHU

IYNOR

JOEK J O K E<sup>1</sup>

**Answer:** E

1 2 3 4 5 6 7





Another type of humorous literature is a **tall tale**. Tall tales are funny stories in which the storyteller exaggerates the people, places, and events. Some other features of a tall tale include:

- The hero may or may not be a real person.
- The hero finds funny and outrageous ways to solve a problem. This means that things happen in the story that can't possibly happen in real life.
- A lot of everyday, but interesting words are used.
- The hero must fight against some force of nature.
- There is often violence, but it is done in a humorous (funny) way.

**Here is some background information on the time period of this tall tale:**

During the 1800s, many people were moving to the western part of the United States. Life was very hard for them, and they had to find a way to survive the challenges of making a living in a difficult place. They had to clear forests to plant crops. They had to cross mountains, rivers, and deserts on foot or in small, dangerous wagons. They often had to fight off attacks from Native Americans, on whose land they were starting to build their homes and farms. People started to tell tall tales as a way of helping them get through the difficult days and overcome their problems.

The lands that the people went through were large and wild, and so are the heroes of tall tales. There were high mountains, dry deserts, dark forests, swift rivers, and endless plains. The stories started as “bragging contests” among the rough men out in the wild country. They wanted to see who could come up with the best, most amazing story. Some of the heroes of tall tales are real people. Johnny Appleseed did plant apple trees throughout the Midwest. Davy Crockett was a real frontiersman who fought and died in Texas. Each group of people who did a certain job had its own hero. Railroad workers, for example, told stories of John Henry a legendary engineer.

Answer the questions based on the information you just read.

11. What was happening in the United States during the 1800s?

---

12. What do you think is the single most important feature of a tall tale?

---

13. Why did people enjoy telling these tales?

---

---

14. What do you think might make these stories funny?

---

**Vocabulary:** These words will help you understand the story.

Word/Term	Meaning
<b>frontiersman</b>	person who lived in the wild lands, away from cities and other people
<b>howl</b>	make a long cry (ah—oooo!), like a dog or a wolf
<b>raise</b>	to bring up children, young animals or plants, from childhood to adult
<b>wail</b>	make a long, high cry (waaahhh!) like a baby
<b>flea</b>	a tiny insect that lives on and bites animals and people
<b>gallop</b>	when a horse runs fast
<b>tussle</b>	a physical fight that often involves hitting and wrestling
<b>ashamed</b>	the feeling that you've done something wrong and are sorry for it
<b>neigh</b>	the sound a horse makes

You are about to read the tall tale of ***Pecos Bill***. *Pecos Bill* is a fun story that takes place in Texas around the time that people were moving west and building cattle ranches. He is the spirit of the American West: wild, uncivilized, more animal than man. Look for the many exaggerations in the story. Much of the English in the story is not correct, because it was meant to be told aloud, not read. The characters speak in the language of the time and place. Try reading this story out loud too.

## Pecos Bill

‘Round about in the west of Texas, when the moon gets big and full, if you listen real hard, you’ll hear a long “Ah – hooooo!” Don’t be scared. It’s just the howling of the best cowboy that ever lived: Pecos Bill.

Now, “Why would a cowboy be howling?” you might ask. Well, I’m *tickled* (very happy) that you did. ‘Cause you’re about to hear about the wildest cowboy who ever lived. That is, after he found out that he was a cowboy and not a coyote.

This is how it all started. When Pecos Bill was a baby, he was tough as nails. He chewed on pine bark and had a real rattlesnake for a rattle. When the other kiddies played with teddy bears, Pecos Bill played with grizzly bears. He had fifteen brothers and sisters, and they were all as wild as the mustangs that roamed the prairies.

However, one day Bill’s father *got it into his head* (had an idea) that it was getting too crowded in east Texas. So he and Ma packed up the kids in a covered wagon and headed out west, where their closest neighbors would be 100 miles away. It was a long, bumpy trip through the hot desert, and Bill got pretty restless. He decided he’d climb up to the cloth top of the wagon and sit himself down up there so’s (in order to) he could see the way ahead. They were going through a prairie dog town, and Bill thought they were cute when they poked their heads up out of their holes. It was just into one of those holes that the wagon went, and it bumped and crashed and almost lost a wheel. In all the bumping and yelling that followed, Bill got thrown clear off the top of the wagon and onto the hot, burning sand of the desert.

When Bill’s little baby bottom touched the hot sand of the desert, he let out a cry: “Boo Hoo!!!!” because it hurt him. It just so happened that a mother coyote was passing by. When she heard the cry, she thought it sounded like “Ah—hooooo!!!” and went over to see if it was one of her babies. She thought the baby looked a little

strange for a coyote, all pale and everything, but she picked him up by the skin on the back of his neck and carried him to her den.

The mother coyote raised him just like she raised her other cubs. She taught him how to chase jackrabbits, scratch himself with a cactus, swallow a tasty lizard or two, and most of all, to howl at the moon. He got so good at howling that the farmers on the prairie shivered every time they heard his wailing howl. He had a good time running around the desert naked and dirty, *convinced* (sure) that he was a coyote.

But those days would soon be over for Bill. After about 17 years, his life changed forever. One day he was lapping up water from the stream, all bent over like a coyote, with his tongue in the water. All of a sudden, a cowboy came by on his big horse. Bill turned and growled at him, as any good coyote would. But the cowboy just said to him, “Hey! Who are you? And why are you running around the prairie *naked as a jaybird?*” (bare, like a baby bird without feathers)

Bill found it hard to talk at first, because he hadn’t talked in 17 years. But he croaked, “Coyote”.

“You ain’t no coyote!” said the cowboy.

“Am, too,” answered Bill. “I got fleas.”

“Lots of Texans have fleas. Coyotes have tails, and you don’t.”

“Sure I do!” Bill turned around and looked over his shoulder. He twisted and turned, but still couldn’t find a tail.

“*Dang!* If I’m not a coyote, then what am I?”

(Damn!)

“You’re a cowboy! So stop acting like a coyote!”

Bill was disappointed. He really liked doing all the things a coyote does, and he really didn't want to start wearing clothes. But, he said good-bye to his coyote family and joined the cowboy at the nearest ranch.

Things didn't go well there. The other cowboys made fun of Bill, and called him stupid. But Bill didn't care. He didn't know what the word meant, since coyotes never call each other stupid. One night, as they sat around the campfire eating beans, one of the cowboys said, "Hey, there's a bunch of wild, mean cowboys over there, across the river. They're so mean, they can break stones with their teeth."

Pecos Bill's ears perked up. "Hey, who are these guys?"

"They're the Hell's Gate Gang, and they'd sooner kill you than say 'Good morning!'" answered the cowboys.

Well, that just got Bill even more interested in meeting the gang. So he jumped up from his supper, and climbed onto his horse and started out to look for them. Soon though, *his luck started to run out* (bad things started to happen). As his horse was galloping across the prairie, it stepped into a hole and broke its leg.

"Dang!" said Bill. He was in a hurry, so he just picked up the horse and put him over his shoulders and walked another hundred miles. Soon he heard a loud rattling. A huge rattlesnake popped its head up right in front of him.

"Get out of my way!" yelled Bill. "I'm in a hurry!" The rattlesnake didn't care. He was just about to bite, when Bill punched him right between the eyes.

"Hey! You're not such a bad critter!" said Bill. "Come with me to meet the Hell's Gate Gang." So he wrapped the snake around his arm and off they went, Bill, his horse, and his new rattlesnake friend.

A little farther on, Bill was about to step over a small mountain, when he heard a growl. A huge mountain lion was looking him over, thinking that he'd be a tasty little snack, and he'd have the horse for dinner when supertime came.

"Oh, no you don't!" Bill told him. "Let's just see who's stronger!"

So Bill and the mountain lion began to tussle, rolling over and over in the dirt. They flattened a few low mountains, and punched some holes in some rocks to make the Grand Canyon. At last, Bill got the lion by the head and squeezed him so tight his eyes were about to pop out.

The lion cried, "Ok! I give up! You win!" and it started to crawl off back into the mountains, really ashamed.

"Wait a minute," said Bill. "Don't be silly. Come on, I need something to get me to the Hell's Gate Gang pretty quick."

So he took the saddle off the horse and put it on the big cat. They raced through the prairie, with the mountain lion roaring, the horse neighing, the rattlesnake rattling, and Bill howling like a coyote. What a frightening sight! When they came near the gang's camp, all the men were so scared, they dropped their dinner plates into the fire and started shaking enough to cause an earthquake.

"*Howdy!\**" called Bill. "Who's the leader of your gang?"  
(Hello!)

"Well," drawled a big guy with ten pistols at his side and no teeth in his mouth. "I used to be, but...you're the leader now."

"Great! Finish up your supper, guys. Don't let me stop you."



Answer the questions based on the tall tale you just read.

15. Why did Bill think that he was a coyote?

---

16. How did the cowboy convince him that he wasn't one?

---

17. Why do you think Bill was so interested in meeting the Hell's Gate Gang?

---

18. What three things happened to Bill on his way to meeting the gang?

---

---

19. Why is this considered a humorous story?

---

---

**End of Unit 3**



<b>Name</b> _____
<b>Date</b> _____

## Unit 3 Test: Reading for Fun and Understanding

**Matching.** Write the letter of the correct definition on the line provided.  
[2 points each; 20 points total]

- |           |                   |    |  |
|-----------|-------------------|----|--|
| _____ 1.  | comic strip       | a. | A literary form that pokes fun at human behavior.  |
| _____ 2.  | cover lines       | b. | A series of pictures and words that create a humorous story.                                     |
| _____ 3.  | dateline          | c. | Captions that describe other articles that are featured in the magazine.                         |
| _____ 4.  | irony             | d. | Funny stories in which the storyteller exaggerates the people, places, and events.               |
| _____ 5.  | main cover line   | e. | Month and year of publication.   |
| _____ 6.  | main image        | f. | Pictures and words that make statements about politics, world issues, and society.               |
| _____ 7.  | masthead          | g. | The caption, or description, of the main image.  |
| _____ 8.  | political cartoon | h. | The largest image on the cover, telling the reader who or what will be featured in the magazine. |
| _____ 9.  | satire            | i. | The name of the magazine.  |
| _____ 10. | tall tale         | j. | When something happens or is said that is the opposite of what is expected or meant.             |

**Multiple choice.** Circle the correct answer to each question.

**[2 points each; 10 points total]**

11. Which example does not show irony?
- a. "I'm so hungry I could eat a horse."
  - b. Throwing a pie in someone's face.
  - c. As Ronald lay in the hospital bed he said, "I feel wonderful."
12. What is slapstick comedy?
- a. a stand up comedian telling jokes
  - b. jokes played on others
  - c. an exaggerated injury
13. All of these are examples of a functional text except...
- a. science fiction novel
  - b. cookbook
  - c. newspaper
14. When you see "one inch equals 100 feet" or "1/1200" on a map it is called a \_\_\_\_\_.
- a. fraction
  - b. legend
  - c. scale
15. What does the word *magazine* mean?
- a. table of information
  - b. storehouse of information
  - c. storage room

**Fact or opinion.** Write an F if the statement is a fact and an O if the statement is an opinion. **[2 points each; 10 points total]**

- 16. \_\_\_\_\_ Tom Hanks is the best actor of all time.
- 17. \_\_\_\_\_ Abraham Lincoln was the 16<sup>th</sup> president of the United States.
- 18. \_\_\_\_\_ My brother is older than me.
- 19. \_\_\_\_\_ Oranges are the best tasting fruit.
- 20. \_\_\_\_\_ I have a doctor's appointment tomorrow.

**Short answer.** Answer each question below. **[3 points each; 60 points total]**

*On August 19 in Miami, Florida, a hurricane hit the coast. Nearby homes were damaged by the strong winds and flooding. People who returned to the city were thankful their houses were still standing.*

- 21. **Who?** \_\_\_\_\_
- 22. **What?** \_\_\_\_\_
- 23. **When?** \_\_\_\_\_
- 24. **Where?** \_\_\_\_\_
- 25. **Why?** \_\_\_\_\_
- 26. **How?** \_\_\_\_\_

Academic & Career Readiness Skills

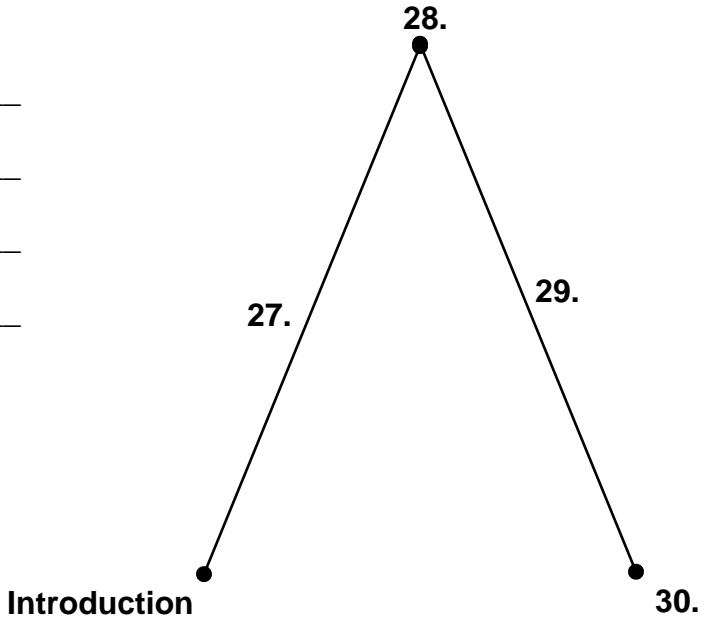
Use the diagram to label the elements of plot.

27. \_\_\_\_\_

28. \_\_\_\_\_

29. \_\_\_\_\_

30. \_\_\_\_\_



Explain what each sign means.

31.



\_\_\_\_\_

\_\_\_\_\_

\_\_\_\_\_

\_\_\_\_\_

32.



\_\_\_\_\_

\_\_\_\_\_

\_\_\_\_\_

\_\_\_\_\_

33. Explain what the following ad means:

*PT positions. Must be avail wknds. Exp. pref., but will train. Some OT.*

---

---

34. What is a map legend?

---

35. What is the purpose of a magazine?

---

36. Why might you see



and



posted together?

---

37. What is the purpose of a table of contents?

---

38. Why are there advertisements in magazines?

---

39. What is usually hung on a community board?

---

40. Why is it important to read signs?

---

☞ End of Unit 3 Test – Reading for Fun and Understanding Test ☞

# ACRES Reading for Fun and Understanding Unit 3 Test Answer Key

Total = 100 pts.

## Matching

2 pts. each; total = 20 pts.

- |      |      |       |
|------|------|-------|
| 1. b | 5. g | 9. a  |
| 2. c | 6. h | 10. d |
| 3. e | 7. i |       |
| 4. j | 8. f |       |

## Multiple choice

2 pts. each; total = 10 pts.

- |       |       |       |
|-------|-------|-------|
| 11. c | 13. a | 15. b |
| 12. c | 14. c |       |
| 16.   |       |       |

## Fact or Opinion

2 pts. each; total = 10 pts.

- |       |       |       |
|-------|-------|-------|
| 17. O | 19. F | 21. F |
| 18. F | 20. O |       |

## Short answer

3 pts. each; total = 60 pts.

- |  |   |
|--|---|
| 22. The people of Miami  | 26. A hurricane hit the coast                       |
| 23. The people of Miami were thankful their houses were still standing | 27. Homes were damaged by strong winds and flooding |
| 24. August 19  |   |
| 25. Miami, Florida   |   |